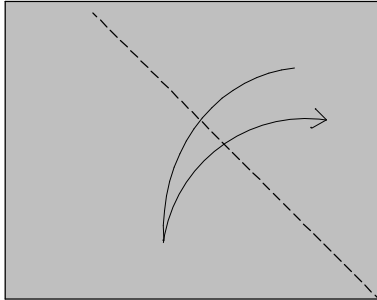


Making Letter Size Like Rectangle

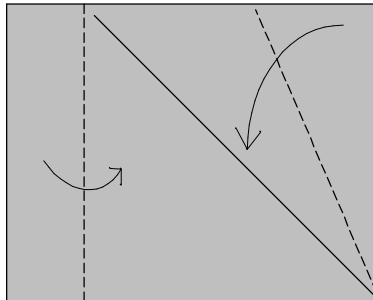
©1997 Sy Chen

The following cutting result makes rectangle with aspect ratio differing from 11/8.5 by 0.1%

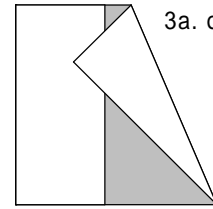
1. Place rectangle sideways



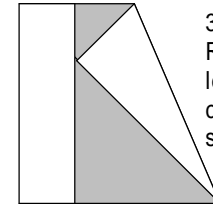
2. Three possible results in next steps



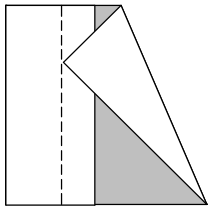
3a. overlap; go to 4a



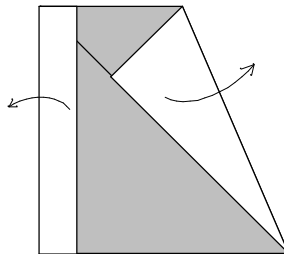
3b. Meet at ends: Rectangle is in letter size ratio; No cut needed; Go to step 10



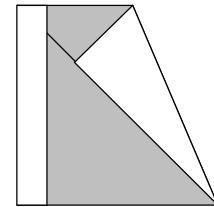
4a. Cut along the vertical line passing through the folded corner and unfolded to obtain finished rectangle; Go to 10



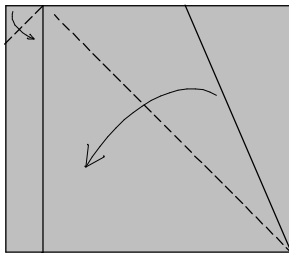
4c. Unfold; Go to step 5



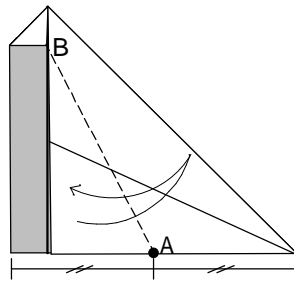
3c. Untouched; Go to 4c



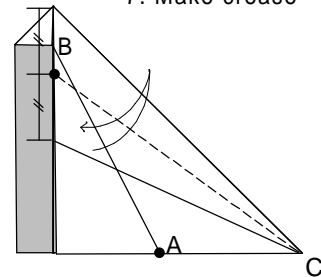
5



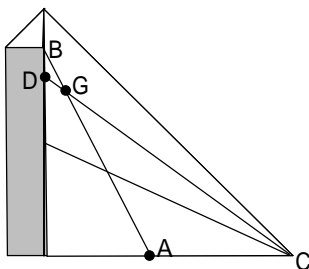
6. Make crease



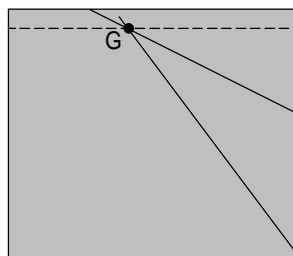
7. Make crease



8. Intersection of AB & CD determines G; Unfold everything



9. Cut along the horizontal line passing through point G to get letter-shaped rectangle



10. Finished

